

PE Impact Report Term 6- Riverview Infant School

Spending Overview

PE Premium 22.23	18370
Allocated	18370
Spent	17270.58
Remaining	1099.42

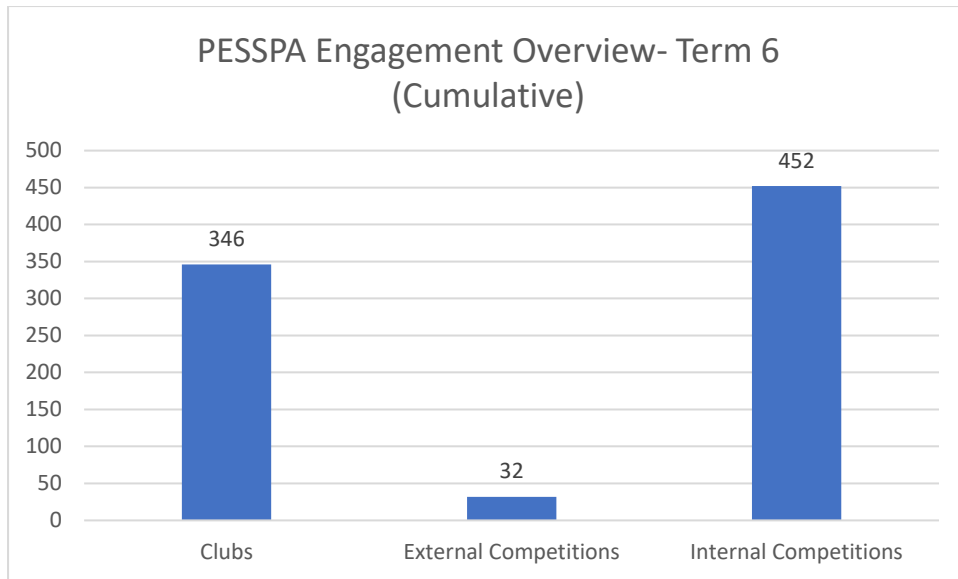
Code	Description
PKI01	PE & sport engagement of pupils
PKI02	PE & sport raising profile
PKI03	PE & sport staff training
PKI04	PE & sport Broader experience
PKI05	PE & sport increased participation

PKI01	6723.59
PKI02	2784
PKI03	5817
PKI04	1890
PKI05	55.99
Total	17270.58

Spending Breakdown

Term	Key Indicator	Details	Price
1	3	Team Theme Staff Coaching	702
1	2	Team Theme Clubs	576
1	1	Active Play Staffing	1195
2	3	Team Theme Staff Coaching	1155
2	2	Team Theme Clubs	240
2	1	Create Development Real PE annual Subscription	695
2	5	Resources for competition participation- Dodgeballs	55.99
2	1	Resources for active playtimes- supersafe playground balls	23.99 29.60
2	1	Active Play Staffing	1195
3	3	Team Theme Staff Coaching	990
3	2	Team Theme Clubs	432
3	1	Active Play Staffing	1195
3	2	Active Mornings- Team Theme	Costing included in staff coaching cost
4	3	Team Theme Staff Coaching	990
4	2	Team Theme Clubs	576
4	1	Active Play Staffing	1195
4	2	Active Mornings- Team Theme	Costing included in staff coaching cost
5	3	Team Theme Staff Coaching	990
5	2	Team Theme Clubs	480
5	1	Active Play Staffing	1195
5	2	Active Mornings- Team Theme	Costing included in staff coaching cost
6	3	Team Theme Staff Coaching	990
6	2	Team Theme Clubs	480
6	1	Active Play Staffing	1195
6	2	Active Mornings- Team Theme	Costing included in staff coaching cost
6	4	Balanceability	1890

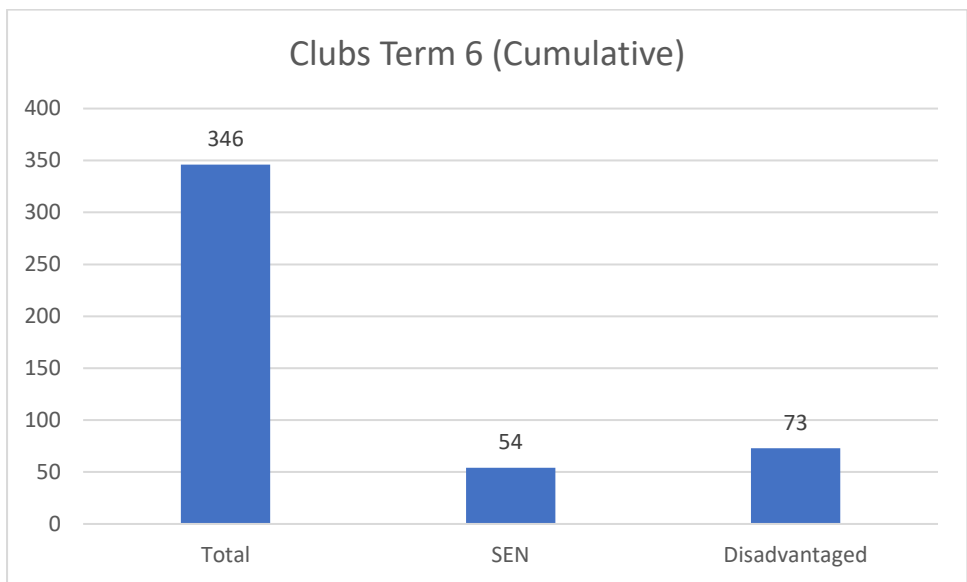
PESPA Engagement Overview



Clubs

	<u>Total</u>	<u>SEN</u>	<u>Disadvantaged</u>
<u>Pupils on Roll</u>	331	18.5%	21%
<u>Clubs</u>	346	15.6%	21%

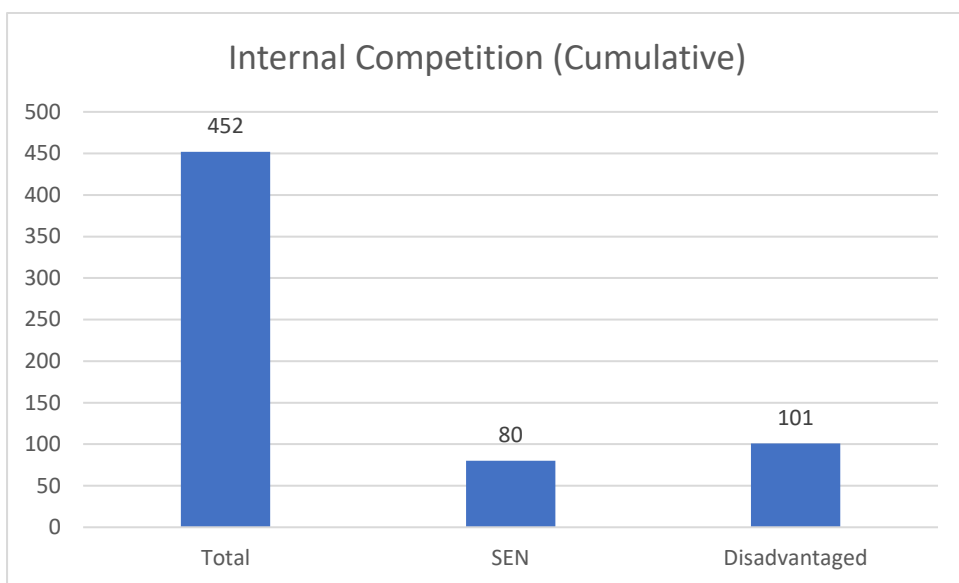
<u>Year R</u>	<u>Year 1</u>	<u>Year 2</u>
Multiskills	Athletics Multiskills Tri- Golf Active Morning Club Cricket Football	Athletics Multiskills Tri-Golf Active Morning Club Cricket Football



Internal Competitions

	<u>Total</u>	<u>SEN</u>	<u>Disadvantaged</u>
<u>Pupils on roll</u>	330	18.5%	21%
<u>Competitions</u>	452	17.7%	22%

<u>Term</u>	<u>Competition</u>	<u>Year Group</u>	<u>Number</u>
4	Clap and Catch	2	122
6	Sports Days	R/1/2	330
Total			452



External Competitions

	<u>Total</u>	<u>SEN</u>	<u>Disadvantaged</u>
<u>Pupils on roll</u>	330	18.5%	21%
<u>Competitions</u>	32	6%	31%

<u>Term</u>	<u>Competition</u>	<u>Year Group</u>	<u>Number</u>
2	Dodgeball	2	7
3	Kurling	2	6
5	Multiskills	R/1/2	9
6	Swimming Gala	1/2	10
Total			32

