

PE Impact Report Term 3- Riverview Infant School

Spending Overview

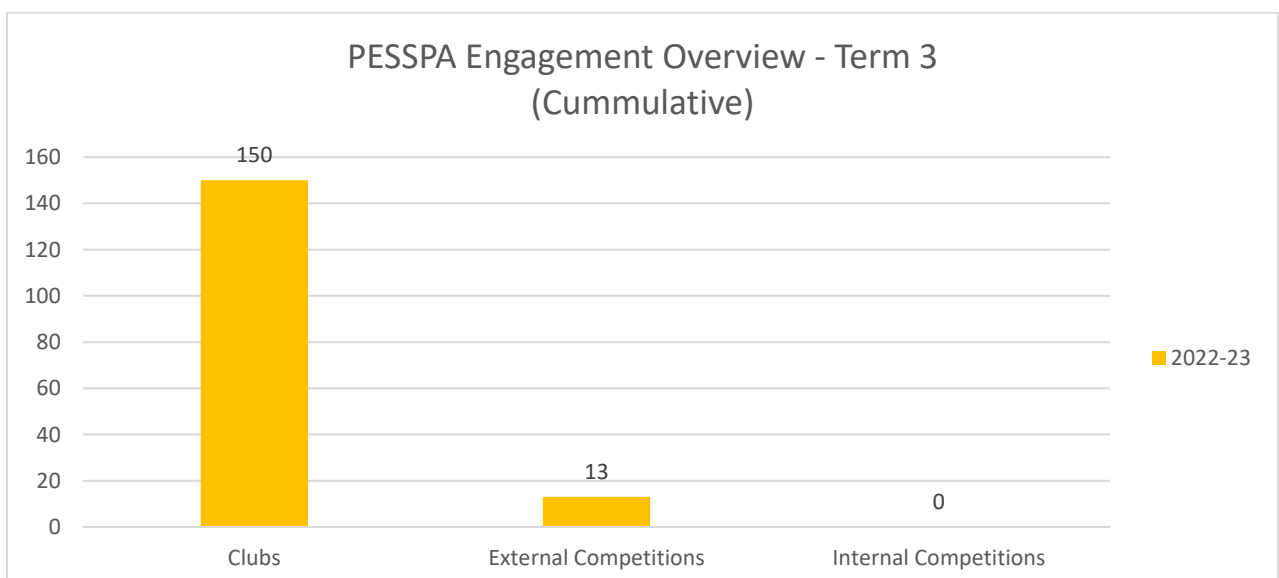
Allocated	18370
Spent	5867.58
Remaining	12502.42

KI 1	3138.59
KI 2	816
KI 3	1857
KI 4	
KI5	55.99
Total	5867.58

Break down:

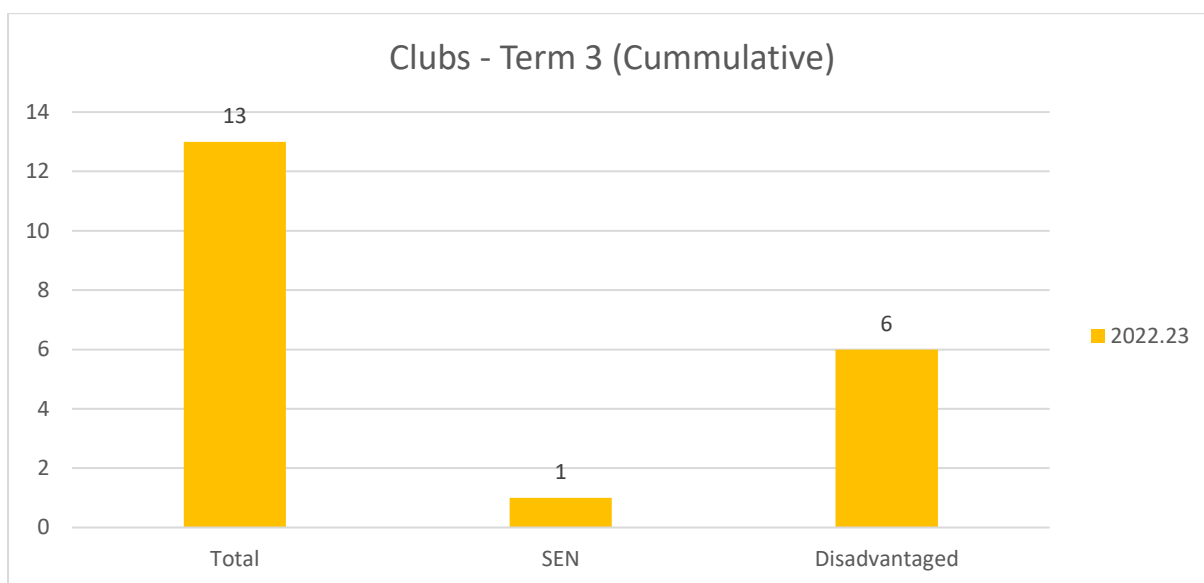
Key Indicator	Details	Price
3	Team Theme Staff Coaching	1857
2	Team Theme Clubs	816
1	Active Play Staffing	3585
1	Create Development Real PE annual Subscription	695
5	Resources for competition participation- Dodgeballs	55.99
1	Resources for active playtimes- supersafe playground balls	23.99 29.60
2	Active Mornings- Team Theme	-

Pesspa engagement overview



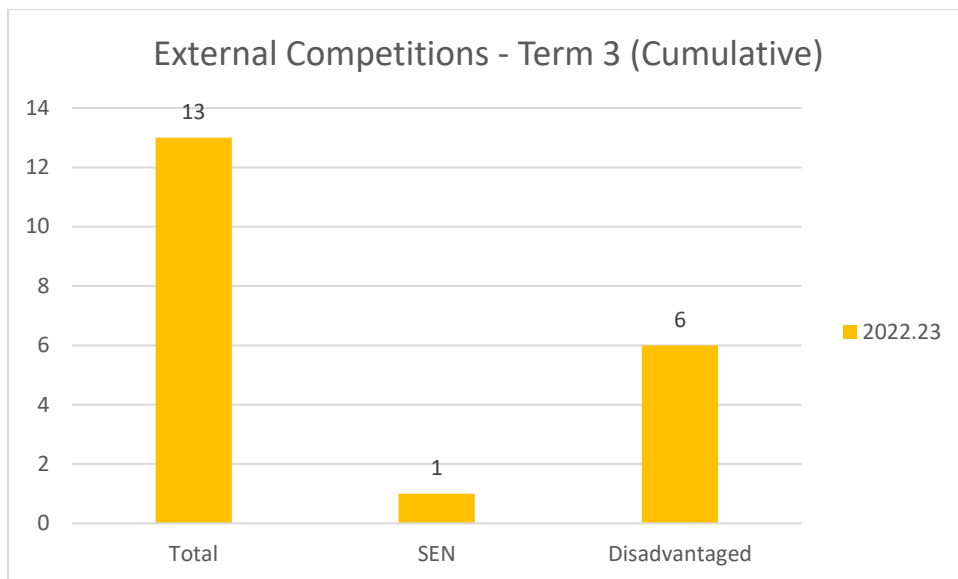
Clubs

<u>Year R</u>	<u>Year 1</u>	<u>Year 2</u>
Multiskills	Athletics Multiskills Tri- Golf Active Morning Club	Athletics Multiskills Tri-Golf Active Morning Club



	<u>Total</u>	<u>SEN</u>	<u>Disadvantaged</u>
Pupils on Roll	330	18.7%	19.1%
Clubs	150	14.7%	16%

External Competitions



	Total	SEN	Disadvantaged
<u>Pupils on roll</u>	330	18.7%	19.1%
<u>Competitions</u>	13	7.7%	46.2%

<u>Competition</u>
Year 2 Dodgeball
Year 2 Boccia/Kurling